

STUDENT SUPPORT STRATEGIES



To find resources, visit help.stmath.com.

Problem Solving Process



Use questions from the Problem Solving Process to help students think through the puzzle without giving away the answer.

ST Math Help search:
problem solving process

Animation Controls



When an animation is playing, students can double-click on the screen to access the scrub bar to pause and review the animation. This provides more think time to understand the formative feedback.

Manipulatives & Mats



Manipulatives and math tools help students form connections as they try their ideas concretely.

ST Math Help search:
game mat, math mat, manipulative

Review Previous Levels



Students might need the scaffolding from previous levels to remind them how to solve the most challenging puzzles.

Students can access previous levels by clicking a checked level on their island paths.

Turn on Unlimited Tries



Alerts appear when a student restarts a level 10 or more times.

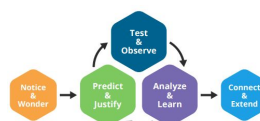
To enable unlimited tries/Jjis, click the alert in your educator console and select the checkbox at the bottom of the pop-up window.

STUDENT SUPPORT STRATEGIES



To find resources, visit help.stmath.com.

Problem Solving Process



Use questions from the Problem Solving Process to help students think through the puzzle without giving away the answer.

ST Math Help search:
problem solving process

Animation Controls



When an animation is playing, students can double-click on the screen to access the scrub bar to pause and review the animation. This provides more think time to understand the formative feedback.

Manipulatives & Mats



Manipulatives and math tools help students form connections as they try their ideas concretely.

ST Math Help search:
game mat, math mat, manipulative

Review Previous Levels



Students might need the scaffolding from previous levels to remind them how to solve the most challenging puzzles.

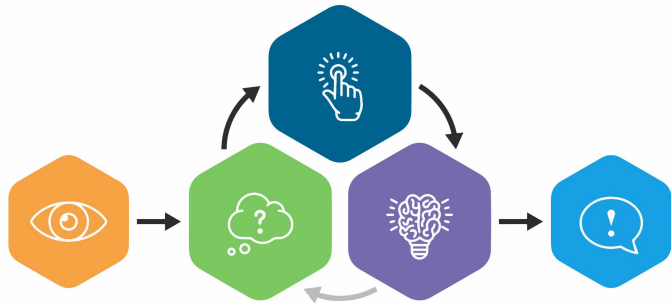
Students can access previous levels by clicking a checked level on their island paths.

Turn on Unlimited Tries



Alerts appear when a student restarts a level 10 or more times.

To enable unlimited tries/Jjis, click the alert in your educator console and select the checkbox at the bottom of the pop-up window.



PROBLEM SOLVING PROCESS



I SEE



I THINK



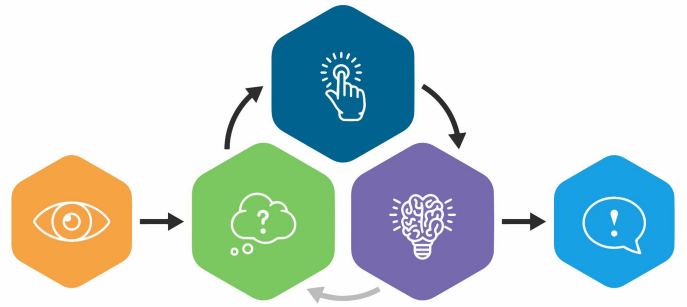
I TRY



I LEARN



I KNOW



PROBLEM SOLVING PROCESS



I SEE



I THINK



I TRY



I LEARN



I KNOW