
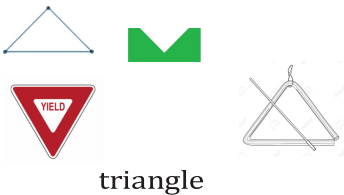







These activities extend the puzzles and the concepts learned in the puzzles throughout the week. The activities might be tasks, word problems, journal writing activities, or hands-on activities designed to deepen student understanding and help students make connections.

Some of the activities listed below work well in a remote environment and can be easily added to your virtual classroom. The activities that can be used remotely are designated as such.

	<ul style="list-style-type: none"> • Give students a set of the Vocabulary Card Sort (cut out) and have them sort the cards into two piles. • Ask students to share their sort and explain why they put the cards in those piles. • Discuss what all of the objects in each group have in common.
	<ul style="list-style-type: none"> • Display the vocabulary cards already sorted. • Gather some additional shapes or pictures that would fit into one of the groups. • Show or describe a new shape and ask the students which set this new shape would belong in and why. • Focus the student discussion on proper vocabulary and descriptions of the shapes.
	<ul style="list-style-type: none"> • Put students into pairs. Give each pair 3 sticky notes, one with a circle, one with a square and one with a triangle. • Ask students to go on a “Shape Hunt” in the classroom. • Have students put each sticky note on an object in the room that matches the shape on that sticky note. • Sort and discuss their findings as a class. (can be done remotely)
	<ul style="list-style-type: none"> • Display a square. • Talk as a class about how to name and describe the square. • Then, turn the square so that it rests on one of its vertices (corners). • Ask students, “Is this shape still a square?” • Help students to prove that moving or turning a shape doesn’t change its attributes.
<p> PUZZLE TALK Classroom Extensions</p> <p>Pre-Work</p> <p>Name: _____ Date: _____</p> <p>Solve 321 x 45 using two different strategies?</p>	<ul style="list-style-type: none"> • If you are using Puzzle Talks as part of your remote learning plan, it is important to think about how to maximize the learning in the virtual environment. One strategy might be to do Pre-Work. Pre-Work encourages students to think about the concept prior to the Puzzle Talk.



triangle

square

Draw Your Own

Vocabulary Card Sort

Kindergarten
Exploring Shapes:
Match Shape



PUZZLE TALK
Extensions
Pre-Work

Name: _____

Date: _____

Look around you and find two objects that are the same shape. How do you know they are the same shape?

How are a square and a triangle the same? How are they different?

Mrs. Martin asked her kindergartners to draw a triangle. When she looked at the triangles drawn by the 4 students at the Blue Table, each of the triangles looked different. What could their triangles have looked like?