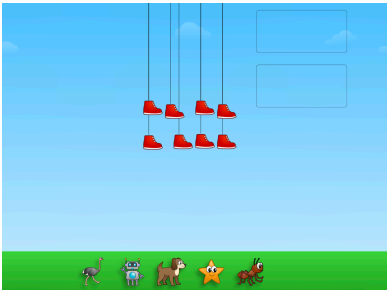


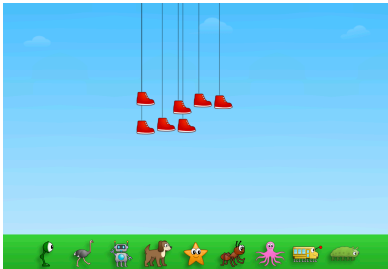
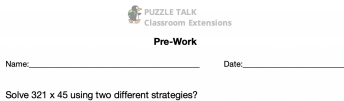


These activities extend the puzzles and the concepts learned in the puzzles throughout the week. The activities might be tasks, word problems, journal writing activities, or hands-on activities designed to deepen student understanding and help students make connections.

Some of the activities listed below work well in a remote environment and can be easily added to your virtual classroom. The activities that can be used remotely are designated as such.

	<ul style="list-style-type: none"> • Display a puzzle from Level 4 and ask students to find the possible solutions as shown. • Then ask students, “If you could add two more creatures to this puzzle to make another solution, which two creatures would you like to add and why?” • Have students turn and talk to a neighbor and share their answers. • Discuss and record all of the possible solutions found for filling the shoes in the puzzle shown. • Repeat with other puzzles in Level 4.
	<ul style="list-style-type: none"> • Give students a Bouncing Shoes Game Mat and a set of Creature Cards. • Pose different story problems for the students and have them represent the story problem on their game mat. • For example: • JiJi had some friends over for a cook out. There were 7 shoes on JiJi’s patio. Which friends could be at JiJi’s cook out? • Share students solutions and strategies. • Record an equation to represent the story problem. Repeat with other story problems.
	<ul style="list-style-type: none"> • Give students a set of Creature Cards, a whiteboard and dry erase marker. Display a puzzle in Level 5. • Look at the puzzle together and ask students how many different solutions the puzzle is asking them to find. • Ask students to find all of the the solutions and record their solutions as addition equations, complete with a plus sign, equal sign and solution. • Display the equations that students write and discuss what each part of the equations represent.
	<ul style="list-style-type: none"> • Give students a set of Creature Cards. Display a puzzle from Level 3. • Ask students to find a way to fill the shoes using three different creatures. • Share students’ solutions as a whole group and record the solutions as addition sentences. • Ask students to find as many combinations of three creatures as possible that will fill the shoes.
	<ul style="list-style-type: none"> • If you are using Puzzle Talks as part of your remote learning plan, it is important to think about how to maximize the learning in the virtual environment. One strategy might be to do Pre-Work. Pre-Work encourages students to think about the concept prior to the Puzzle Talk.



PUZZLE TALK
Extensions

Pre-Work

Name: _____

Date: _____

Is there more than one way to make 5? Explain.

Adam is trying to earn 4 stickers on his sticker chart. He already has 1 sticker. How many more stickers does Adam need to earn to have 4 stickers total? Explain.

There are 10 pets in the Purr-fect Pet Shop window. Some are cats and some are dogs. How many cats could be in the window? How many dogs? Explain.