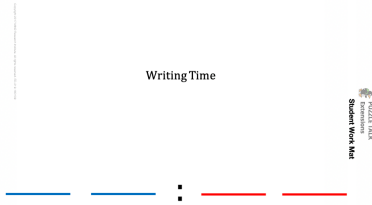
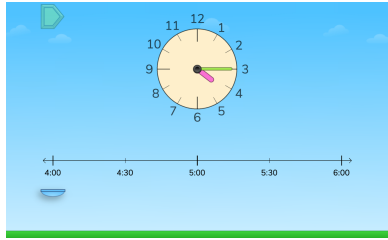
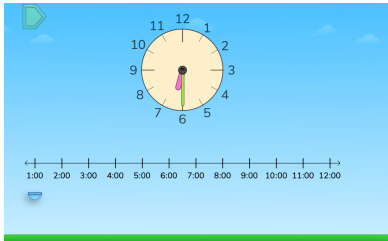

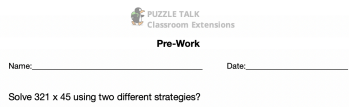




These activities extend the puzzles and the concepts learned in the puzzles throughout the week. The activities might be tasks, word problems, journal writing activities, or hands-on activities designed to deepen student understanding and help students make connections.

Some of the activities listed below work well in a remote environment and can be easily added to your virtual classroom. The activities that can be used remotely are designated as such.

	<ul style="list-style-type: none"> • Give each student the Writing Time work mat and dry erase markers. • Have students make a time number line from 12:00 to 2:00 including half and quarter hours. • Put students in pairs. Have each student place a dot on their line and exchange with a partner to tell the time plotted. • The pairs could also write a time and have the partner locate it on the line.
	<ul style="list-style-type: none"> • Give students whiteboards and dry erase markers. • Display the first puzzle in Level 5. • Ask students to read the clock and write down the time on their boards. Share answers and ask if the class agrees. • Once an answer is agreed up on, focus on the number line at the bottom. • Say to students, "Now how much time does our number line show? Now that is only two hours, where would we put this time on the number line?" • Have students Think, Pair, Share ideas. Check and discuss answers as a class. • Repeat with the remaining puzzles in Level 5.
	<ul style="list-style-type: none"> • Display and solve the puzzles in Level 1. • After solving each puzzle, ask students to think about what they might be doing at each solution at both the a.m. time and the p.m. time (e.g., at 9:00 am we are starting school, and at 9:00 pm we are going to bed).
	<ul style="list-style-type: none"> • As a class, make a list of activities that they do throughout the day, both at home and at school (e.g., eat lunch, brush their teeth, go to soccer practice, get dressed, have math class, sleep, etc.). • Work together to put the activities in order from the activity that takes the least amount of time to the activity that takes the most amount of time. • Choose a few activities and attach a time estimate to each.
	<ul style="list-style-type: none"> • If you are using Puzzle Talks as part of your remote learning plan, it is important to think about how to maximize the learning in the virtual environment. One strategy might be to do Pre-Work. Pre-Work encourages students to think about the concept prior to the Puzzle Talk.



Student Work Mat

Writing Time





PUZZLE TALK
Extensions
Pre-Work

Name: _____

Date: _____

What are some activities that you can complete in 5 minutes? 20 Minutes? One hour?

What time did you wake up this morning? How much time will have passed when you eat lunch?

Pedro's younger sister was trying to tell time. She said the minute hand is on the 6 and the hour hand is halfway between the one and two.

- She said it was 6:05.
- Pedro disagreed. He said it was 1:30.
- Who is correct? Prove your thinking with a clock or number line.