

# ST MATH SUPPORT - FRONT

Simple



**ST MATH SUPPORT**



**ST MATH SUPPORT**



**ST MATH SUPPORT**



**ST MATH SUPPORT**

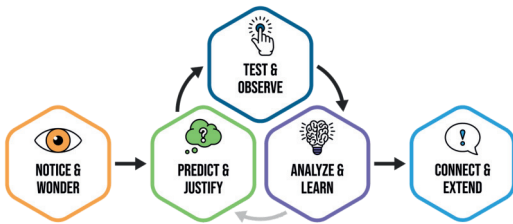
# ST MATH SUPPORT - FRONT

Problem Solving Process and Name



## ST MATH SUPPORT

### Problem Solving Process

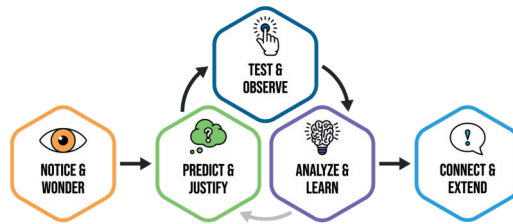


NAME:



## ST MATH SUPPORT

### Problem Solving Process

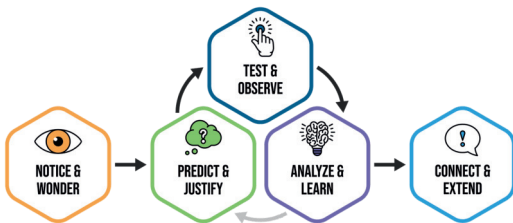


NAME:



## ST MATH SUPPORT

### Problem Solving Process

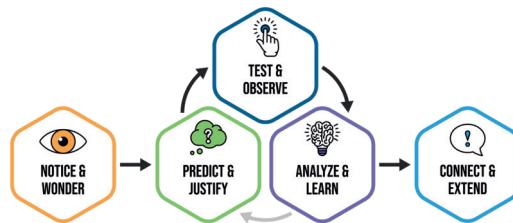


NAME:



## ST MATH SUPPORT

### Problem Solving Process



NAME:

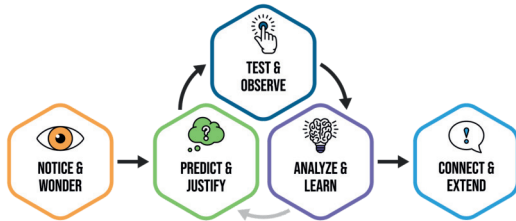
# ST MATH SUPPORT - FRONT

Problem Solving Process and Tools



## ST MATH SUPPORT

### Problem Solving Process



### Try a strategy:



Pause



Draw or Write

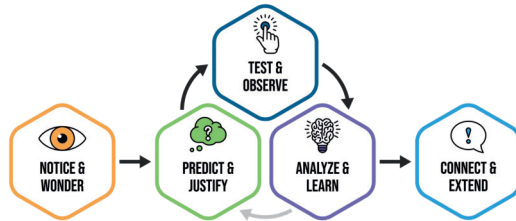


Build



## ST MATH SUPPORT

### Problem Solving Process



### Try a strategy:



Pause



Draw or Write

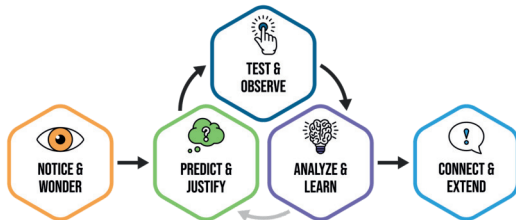


Build



## ST MATH SUPPORT

### Problem Solving Process



### Try a strategy:



Pause



Draw or Write

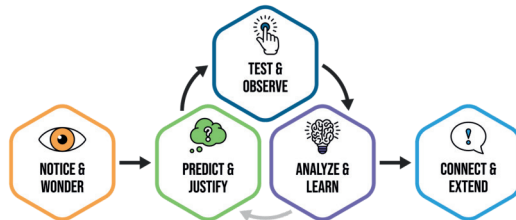


Build



## ST MATH SUPPORT

### Problem Solving Process



### Try a strategy:



Pause



Draw or Write



Build

# ST MATH SUPPORT - BACK

## Questions



### QUESTIONS



What have you already learned about this puzzle?



What do you notice?



What can you click on or move in this puzzle?



What will you try this time? Why?



What do you think will happen when you press go?



Try it. What happened?



What did you learn from the feedback?



### QUESTIONS



What have you already learned about this puzzle?



What do you notice?



What can you click on or move in this puzzle?



What will you try this time? Why?



What do you think will happen when you press go?



Try it. What happened?



What did you learn from the feedback?



### QUESTIONS



What have you already learned about this puzzle?



What do you notice?



What can you click on or move in this puzzle?



What will you try this time? Why?



What do you think will happen when you press go?



Try it. What happened?



What did you learn from the feedback?



### QUESTIONS



What have you already learned about this puzzle?



What do you notice?



What can you click on or move in this puzzle?



What will you try this time? Why?



What do you think will happen when you press go?



Try it. What happened?



What did you learn from the feedback?

# ST MATH SUPPORT - BACK

Guidelines and Tools



## HOW TO HELP



Ask questions using the Problem Solving Process.



Think together  
—do not share the answer.



Eyes, words, and tools only  
—do not touch their screen.

### Try a strategy:



Pause



Draw or Write



Build



## HOW TO HELP



Ask questions using the Problem Solving Process.



Think together  
—do not share the answer.



Eyes, words, and tools only  
—do not touch their screen.

### Try a strategy:



Pause



Draw or Write



Build



## HOW TO HELP



Ask questions using the Problem Solving Process.



Think together  
—do not share the answer.



Eyes, words, and tools only  
—do not touch their screen.

### Try a strategy:



Pause



Draw or Write



Build



## HOW TO HELP



Ask questions using the Problem Solving Process.



Think together  
—do not share the answer.



Eyes, words, and tools only  
—do not touch their screen.

### Try a strategy:



Pause



Draw or Write

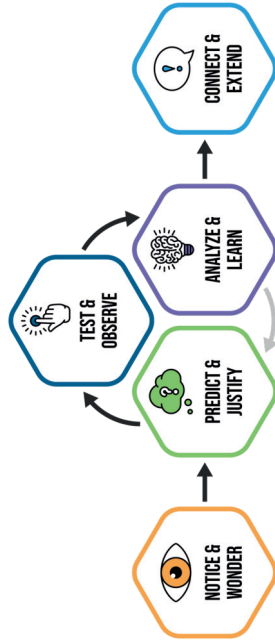


Build

# ST MATH SUPPORT - BACK

## Problem Solving Process and Tools

### Problem Solving Process



**Try a**

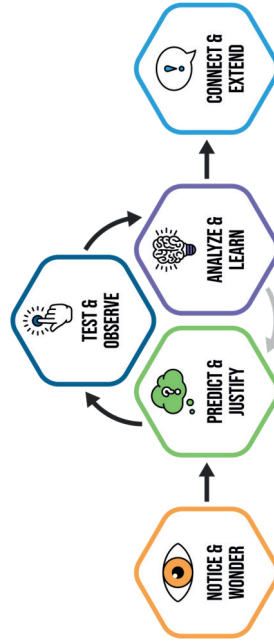


**strategy:** Pause Draw or Write



Build

### Problem Solving Process



**Try a**

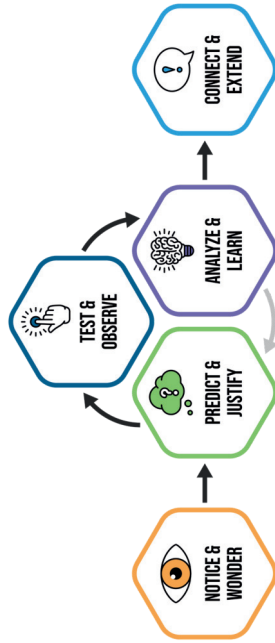


**strategy:** Pause Draw or Write



Build

### Problem Solving Process



**Try a**

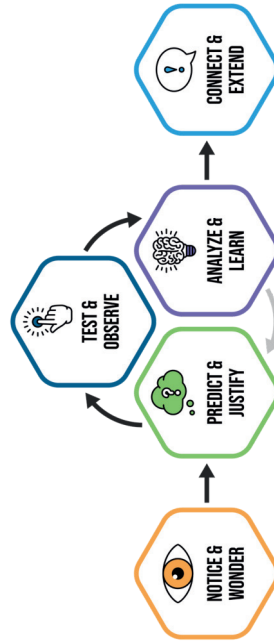


**strategy:** Pause Draw or Write



Build

### Problem Solving Process



**Try a**



**strategy:** Pause Draw or Write



Build