

# PYRAMID MAKE TEN



**Number of Players:** 1 (or 2 working together)


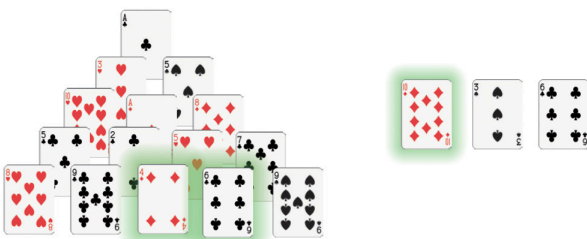
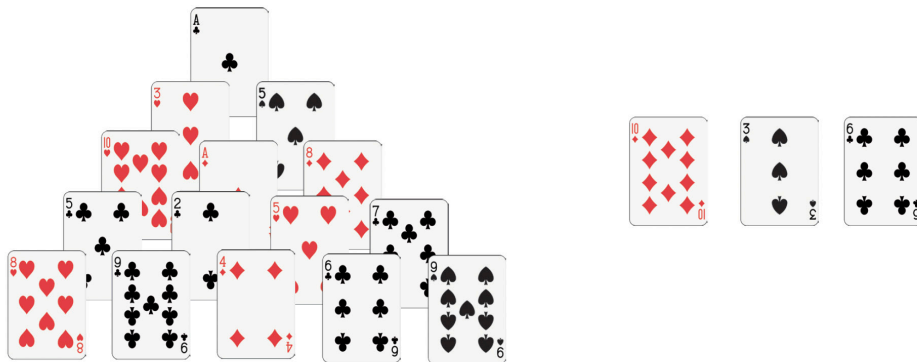
**Supplies:**

1 deck of cards with face cards removed. (Ace = 1.)

**Objective:** To remove all the cards from the pyramid.

**How to Play:**

1. Shuffle the cards.
2. Form a pyramid of cards with five rows. Begin at the top with one card, so that each new level partially covers the level above it.
3. Place three cards face-up beside the pyramid. (See diagram.)
4. Remove any two uncovered cards that add up to 10, including any 10-card, from the pyramid or the three cards face-up beside the pyramid. Put them aside.
5. If there are no cards that can be removed, place three new cards face-up on top of the three cards beside the pyramid.
6. Play continues until no cards can be removed and there are no more cards in the deck.
7. The object of the game is to remove all of the cards in the pyramid.



**ADDITIONAL NOTES**

- In this example, the 10-card can be removed, and one of the 6-cards and the 4-card can be removed.
- If the 6-card in the bottom row and the 4-card in the bottom row are removed, the 5-card in the second row will be uncovered and playable.
- The 7-card and 3-card cannot be removed because the 7-card is partially covered by the 9-card.

