

# NUMBER LINE FRACTION BINGO



**Players:** 2 to 4

**Supplies:**

1 set of Number Line Fraction Bingo Cards, 1 Number Line Fraction Bingo Strips for each player, four-centimeter cubes (4 each player)

**Objective:** Remove all cubes on the number line and say “Bingo”.

**How to Play:**

1. Deal one card to each player. The player with the highest fraction card will go first. Play will continue counterclockwise if there are more than 2 players.
2. Shuffle fraction cards and place face-down in the center.
3. Before game play begins, each player places four cubes on any fraction on their number line. More than one cube can be placed on the same number.
4. Player 1 draws two fraction cards from the pile.
5. Then Player 1 decides whether to add or subtract the fractions on the cards drawn.
  - a. If the sum or difference is equal to a fraction where a cube has been placed, remove the cube. You can only remove one cube each turn.
  - b. If the sum or difference is not equal to any fractions where there is a cube placed, the player loses their turn. .
6. The winner is the first player to remove all of their cubes from their number line.



© 2024 MIND Education. All rights reserved.

# NUMBER LINE FRACTION BINGO



**Players:** 2 to 4

**Supplies:**

1 set of Number Line Fraction Bingo Cards, 1 Number Line Fraction Bingo Strips for each player, four-centimeter cubes (4 each player)

**Objective:** Remove all cubes on the number line and say “Bingo”.

**How to Play:**

1. Deal one card to each player. The player with the highest fraction card will go first. Play will continue counterclockwise if there are more than 2 players.
2. Shuffle fraction cards and place face-down in the center.
3. Before game play begins, each player places four cubes on any fraction on their number line. More than one cube can be placed on the same number.
4. Player 1 draws two fraction cards from the pile.
5. Then Player 1 decides whether to add or subtract the fractions on the cards drawn.
  - a. If the sum or difference is equal to a fraction where a cube has been placed, remove the cube. You can only remove one cube each turn.
  - b. If the sum or difference is not equal to any fractions where there is a cube placed, the player loses their turn. .
6. The winner is the first player to remove all of their cubes from their number line.



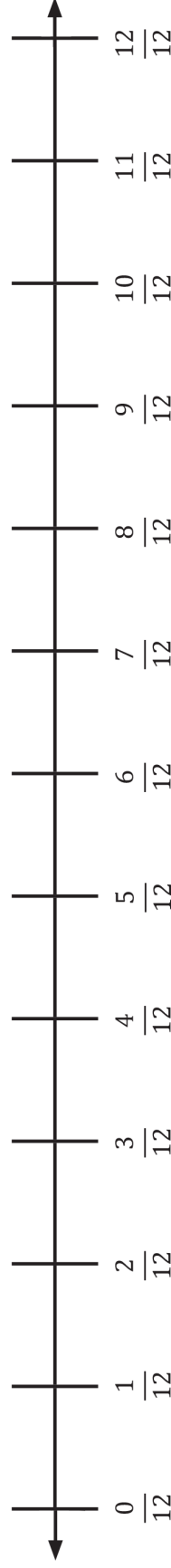
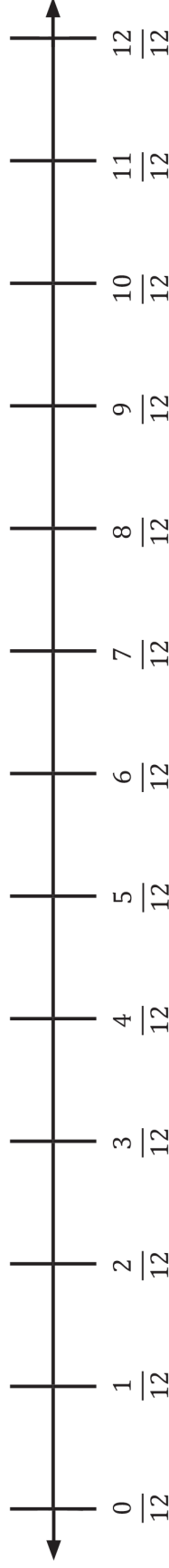
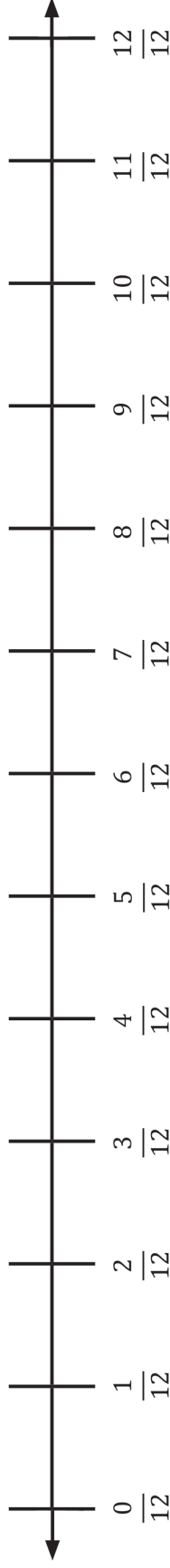
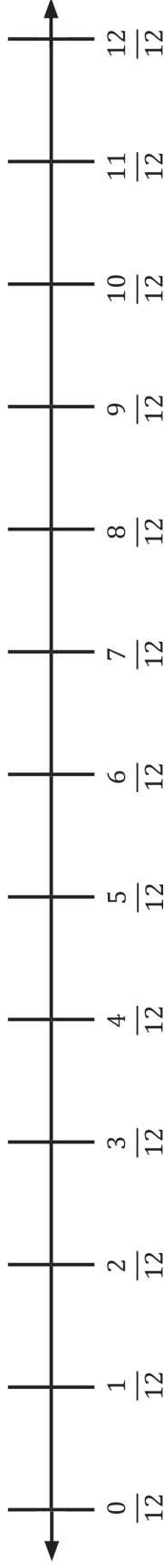
© 2024 MIND Education. All rights reserved.

# NUMBER LINE FRACTION BINGO CARDS

Cut out cards.

$\frac{1}{2}$	$\frac{2}{2}$	$\frac{1}{3}$	$\frac{2}{3}$	$\frac{3}{3}$
$\frac{1}{4}$	$\frac{2}{4}$	$\frac{3}{4}$	$\frac{4}{4}$	$\frac{1}{6}$
$\frac{2}{6}$	$\frac{3}{6}$	$\frac{4}{6}$	$\frac{5}{6}$	$\frac{6}{6}$
$\frac{1}{12}$	$\frac{2}{12}$	$\frac{3}{12}$	$\frac{4}{12}$	$\frac{5}{12}$
$\frac{6}{12}$	$\frac{7}{12}$	$\frac{8}{12}$	$\frac{9}{12}$	$\frac{10}{12}$
$\frac{11}{12}$	$\frac{12}{12}$	$\frac{1}{4}$	$\frac{1}{6}$	$\frac{1}{12}$

# NUMBER LINE FRACTION BINGO STRIPS



Cut apart number lines on dotted lines.

