

# NUMBER LINE RACE (GRADE 2)



**Number of Players:** 2 to 4

**Supplies:**

1 dice, 1 game piece per player, 2 index cards (draw a + sign on one and a - sign on the other), paper bag, 0-30 Number Line Game Board (Grade 2)

**Objective:** Reach the 30 on the number line.

**How to Play:**

1. Roll the dice to determine who goes first. The player with the larger number begins.
2. Put the index cards in a bag.
3. Each player chooses a game piece and places it on the number 15.
4. Player 1 rolls the dice and picks an index card from the bag.
5. Player 1 moves the number of places rolled on the number line. The index cards determine the direction:
  - a. Plus (+) moves to the right on the number line.
  - b. Minus (-) moves to the left on the number line.
6. Players take turns. If a player cannot move the number of spaces rolled on this number line, then they lose their turn. For example, if a player's game piece is on 28 and then the player rolls a 4 with a plus (+) card, their game piece would land on 32. This number is off this number line, so they lose their turn.
7. The winner is the first person who lands on 30 on the number line without going over.

**GAME VARIATIONS**

In place of a regular six-sided dice, you can use number cubes or nine-sided dice. For an advanced version of the game, have students decide whether or not they want to roll one or two dice.



© 2024 MIND Education. All rights reserved.

# NUMBER LINE RACE (GRADE 2)



**Number of Players:** 2 to 4

**Supplies:**

1 dice, 1 game piece per player, 2 index cards (draw a + sign on one and a - sign on the other), paper bag, 0-30 Number Line Game Board (Grade 2)

**Objective:** Reach the 30 on the number line.

**How to Play:**

1. Roll the dice to determine who goes first. The player with the larger number begins.
2. Put the index cards in a bag.
3. Each player chooses a game piece and places it on the number 15.
4. Player 1 rolls the dice and picks an index card from the bag.
5. Player 1 moves the number of places rolled on the number line. The index cards determine the direction:
  - a. Plus (+) moves to the right on the number line.
  - b. Minus (-) moves to the left on the number line.
6. Players take turns. If a player cannot move the number of spaces rolled on this number line, then they lose their turn. For example, if a player's game piece is on 28 and then the player rolls a 4 with a plus (+) card, their game piece would land on 32. This number is off this number line, so they lose their turn.
7. The winner is the first person who lands on 30 on the number line without going over.

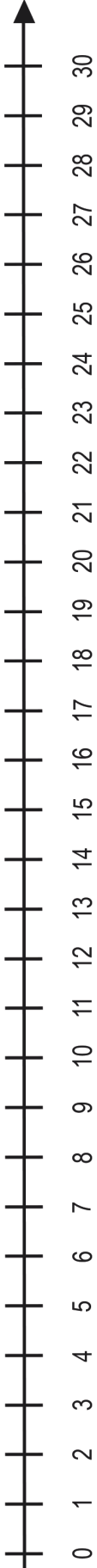
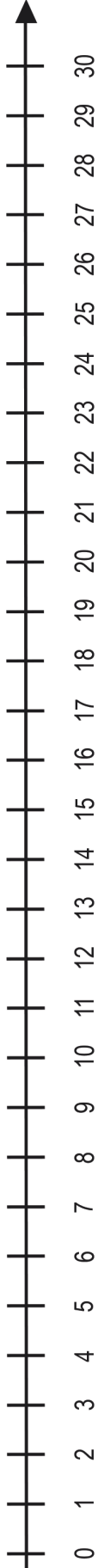
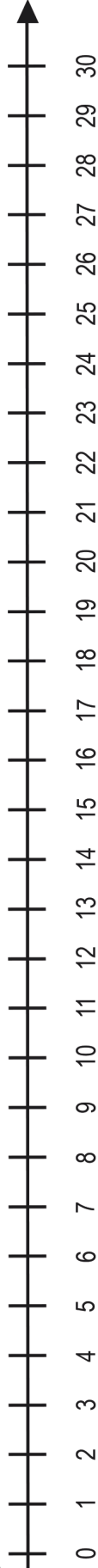
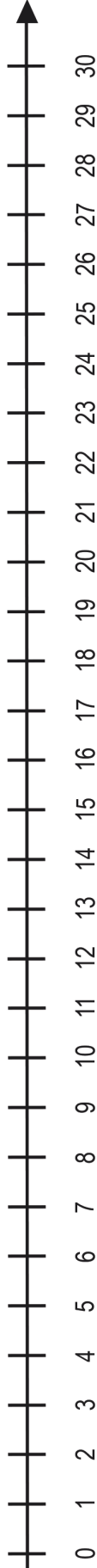
**GAME VARIATIONS**

In place of a regular six-sided dice, you can use number cubes or nine-sided dice. For an advanced version of the game, have students decide whether or not they want to roll one or two dice.



© 2024 MIND Education. All rights reserved.

# 0-30 NUMBER LINE GAME BOARD (GRADE 2)



Cut apart the number lines on dotted lines or use as a board.