


InsightMath
Texas

Program Overview Guide



MIND
EDUCATION®



Our Vision

At MIND Education, our mission is to ensure all students are mathematically equipped to solve the world's most challenging problems.

MIND Education is the leading curriculum developer creating math programs entirely based on **how the brain naturally learns**. Backed by over 25 years of applied research and classroom experience, we design student-centered programs rooted in visual learning, spatial-temporal reasoning, and structured problem solving.

By focusing on **conceptual understanding from the very beginning**, we help prevent learning gaps before they start—giving every student the opportunity to grow into a **confident, capable mathematical thinker**.

Our belief is simple and powerful: **when we design learning to match how the brain learns, every student can thrive in math.**

Table of Contents

InsightMath Texas Grade K

- Welcome to InsightMath Texas!..... 4
- What’s in InsightMath Texas? 5
- Grade K Program Components 6
- Grade K Scope and Sequence 8
- Unit Structure..... 10
- Grade K Pacing Guide 11

What is InsightMath Texas?


- A Visual Approach to Math Instruction Based on How the Brain Learns..... 13
- Reaching All Learners 15
- Differentiation in InsightMath Texas..... 17
- Meeting the Needs of Special Populations..... 18
- Building Mathematical Progressions Within and Across Grade Levels..... 19
- Insight into Student Thinking with Digital Planning Guide 21
- Puzzle-Based Learning and Practice 23
- Assessments and Formative Feedback..... 25
- Student Metacognition and Self-Assessment..... 27

Welcome to InsightMath Texas!

You're about to teach math in a whole new way—one that brings learning to life—for your students and for you.

InsightMath Texas is designed with the brain in mind. That means more visual thinking, more student voice, and more moments where real understanding clicks into place.

What to expect:



Your students will:

- Jump into puzzles that get them thinking right away
- Talk about math—out loud, with each other, and with you
- Build real understanding, as they develop computational fluency and procedures



You will:

- See your students engaged, curious, and persistent
- Facilitate rich conversations using built-in supports
- Get everything you need—organized, clear, and ready to go



Your classroom will:

- Come alive with mathematical thinking
- Support every learner, every day
- Feel like a community where math makes sense

This guide walks you through the year. We're excited for everything you and your students are about to discover.

Let's do this!

—The Team at MIND Education

What's in InsightMath Texas?

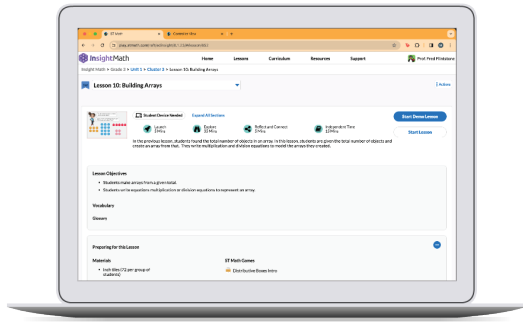
InsightMath Texas is an easy to use, comprehensive math program grounded in **research-based instructional strategies (RBIS)**. The program is fully aligned with the **Texas Essential Knowledge and Skills (TEKS)** and aligned with the **English Language Proficiency Standards (ELPS)**, ensuring accessibility and impact for all learners. Through intuitive visual models that are rooted in neuroscience, InsightMath Texas supports deep mathematics mastery and immediate classroom engagement for both teachers and students.



InsightMath Texas is about more than memorizing formulas or following steps in isolation—it's about developing problem solving skills, making connections, and understanding the why behind the procedures. It's about engaging in productive struggle, building lasting conceptual understanding, and applying knowledge to solve meaningful problems with confidence and precision.


InsightMath Texas reflects the state's commitment to **rigorous content, high expectations**, and **inclusive instruction**. With clear instructional pathways, built-in supports for diverse learners, and engaging, standards-based lessons, **InsightMath Texas empowers teachers** and equips all Texas students to succeed in mathematics—and carry that confidence into every future learning opportunity.

| Grade K Program Components




Digital Planning Guide

All Program Resources



Teaching Guide

Digital/Print Resources
for Daily Instruction



Digital Student Edition

Student Portal into
the Lessons




Playbook

Digital/Print Student
Activity Pages




Tools, Tasks, and Templates

Digital/Print Teacher
Blackline Masters



Classroom Manipulative Kit

Grade Level
Manipulative Kit



Practice Book

Digital/Print Daily
Practice Pages



Classroom Poster Pack

Classroom Character
and Strengths Posters

| Grade K Scope and Sequence

Unit 0 Doing Mathematics

Big Idea All students are doers, knowers, and sensemakers of mathematics.

Cluster 1 Collaborating to Do Mathematics

Cluster 2 Persevering to Do Mathematics

Unit 1 Discovering Mathematics

Big Idea Mathematics is a way to think about and describe the world.

Cluster 1 Exploring Mathematical Tools

Cluster 2 Comparing Length and Quantity

Cluster 3 Counting Movable Objects

Unit 2 Exploring Numbers

Big Idea A number represents a fixed quantity, each being one more than the previous number in the count sequence.

Cluster 1 Using Structure to Make Comparisons

Cluster 2 Comparing and Counting Strategically

Cluster 3 Equal, More, and Fewer

Cluster 4 Comparing within 10

Unit 3 Discovering Parts and Totals

Big Idea Numbers are composed of other numbers.

Cluster 1 Making Groups of Objects

Cluster 2 Parts and Totals

Unit 4 Discovering Addition and Subtraction

Big Idea Addition and subtraction are the mathematics of parts and totals.

Cluster 1 Active Addition

Cluster 2 Active Subtraction

Cluster 3 Interpreting Addition and Subtraction Situations

Unit 5 Discovering Shapes

Big Idea Objects can be named, sorted, and compared based on particular attributes.

Cluster 1 Measurable Attributes

Cluster 2 Flat (2-D) Shapes

Cluster 3 Solid (3-D) Shapes

Unit 6 Exploring Parts and Totals

Big Idea Addition and subtraction can be used to show how numbers can be composed and decomposed in various ways without changing the total.

Cluster 1 Operations with Parts and Totals

Cluster 2 Decomposing Totals

Cluster 3 Composing to Make Totals

Unit 7 Discovering Number Structure

Big Idea The base ten number system relies on identifying and composing groups of 10.

Cluster 1 A Group of Ten and Some More

Cluster 2 Using Digits to Represent Ten and Some More

Unit 8 Discovering Data

Big Idea Asking questions, and using data to critically answer those questions, help to make sense of the world.

Cluster 1 Displaying and Comparing Data Categories

Cluster 2 Answering Questions with Data

Unit 9 Discovering Financial Literacy

Big Idea Money can be used to meet one's needs and wants.

Cluster 1 Earning Money

Unit 10 Building Number Sense and Fluency

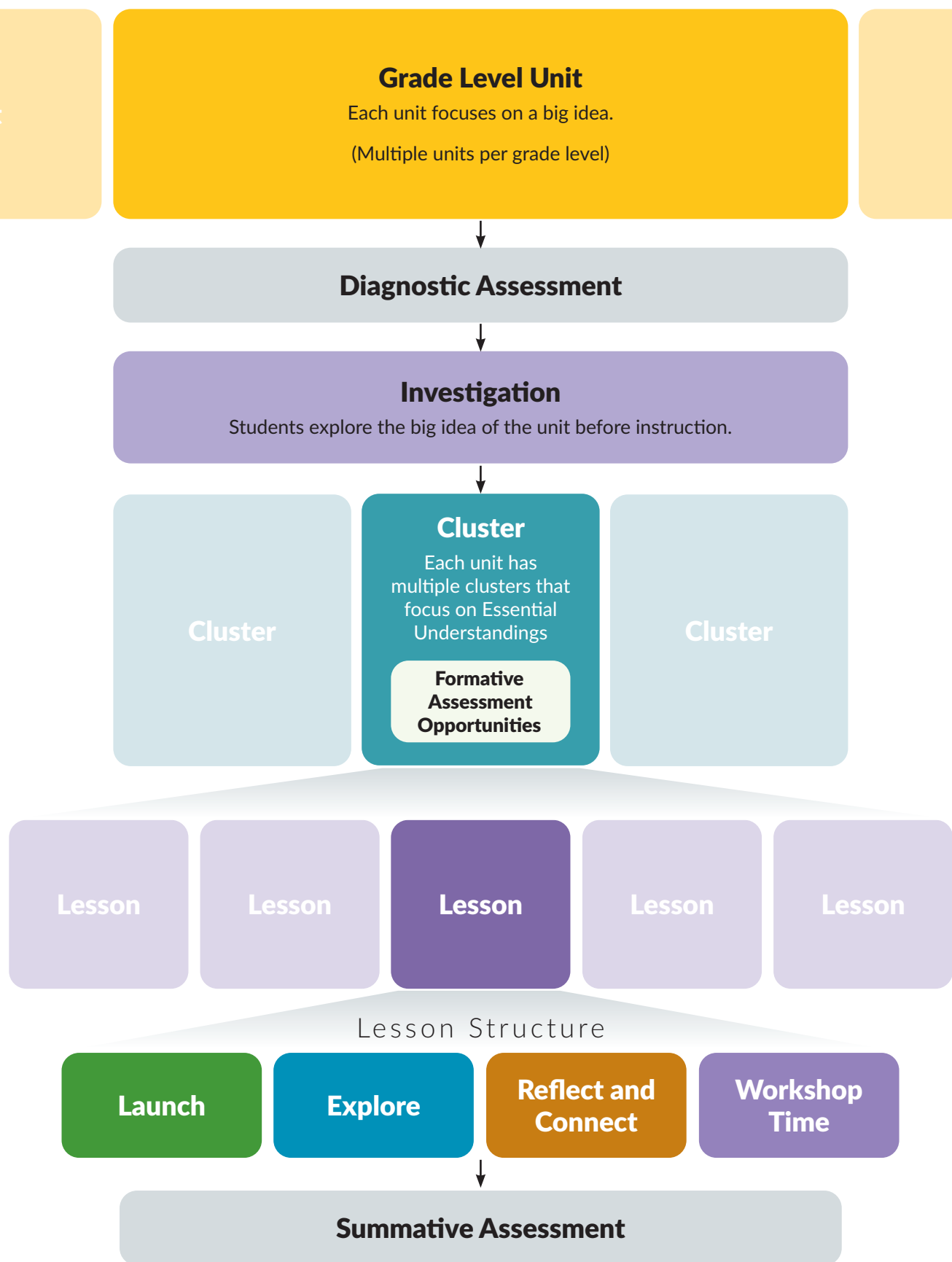
Big Idea Mathematics is a way to think about and describe the world.

Cluster 1 Exploring Comparisons

Cluster 2 Solving Problems with Numbers and Models

Cluster 3 Solving Problems with Words

| Unit Structure



| Grade K Pacing Guide

Week

1	Unit 0: Doing Mathematics (5 days)
2	Unit 1: Discovering Mathematics (19–22 days)
3	
4	
5	
6	
7	Unit 2: Exploring Numbers (20–23 days)
8	
9	
10	
11	Unit 3: Discovering Parts and Totals (11–14 days)
12	
13	
14	Unit 4: Discovering Addition and Subtraction (16–19 days)
15	
16	
17	
18	Unit 5: Discovering Shapes (15–18 days)
19	
20	
21	Unit 6: Exploring Parts and Totals (19–22 days)
22	
23	
24	
25	
26	Unit 7: Discovering Number Structure (13–16 days)
27	
28	
29	Unit 8: Discovering Data (10–13 days)
30	
31	Unit 9: Discovering Financial Literacy (5–8 days)
32	
33	Unit 10: Building Number Sense and Fluency (16–19 days)
34	

Pacing Suggestions for Modified School Year

Consider these suggestions for modifying instruction calendars to accommodate fewer than 180 days of instruction:

- For each unit, plan for the lower end of the instructional range of days on the 180-Day Pacing Guide.
- Skip all or part of Unit 0.
- Administer the Unit Assessment and the following unit's Diagnostic Assessment on the same day.

Grade K Pacing Guide Example (165-day school year)

Week	M	Tu	W	Th	F	
1	20 days					Unit 1: Discovering Mathematics 20 days
2						
3						
4						
5	22 days					Unit 2: Exploring Numbers 22 days
6						
7						
8						Unit 3: Discovering Parts and Totals 13 days
9	17 days					
10						
11						Unit 4: Discovering Addition and Subtraction 17 days
12	17 days					
13						
14						Unit 5: Discovering Shapes 18 days
15	22 days					
16						
17						
18						Unit 6: Exploring Parts and Totals 22 days
19	15 days					
20						
21						
22						Unit 7: Discovering Number Structure 15 days
23	13 days					
24						
25						Unit 8: Discovering Data 13 days
26	7 days					
27						
28						Unit 9: Discovering Financial Literacy 7 days
29	7 days					
30	18 days					Unit 10: Building Number Sense and Fluency 18 days
31						
32						
33						

A Visual Approach to Math Instruction Based on How the Brain Learns

Changing the Math Story for Every Student

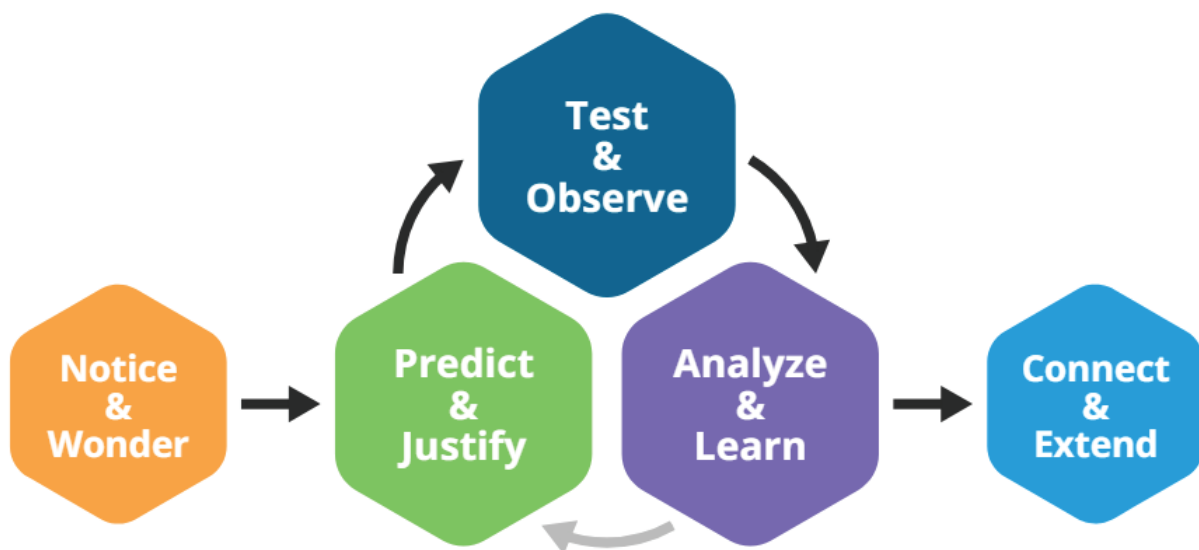
Developed by MIND Education, **InsightMath Texas** is a core program grounded in how the brain learns. It brings visual-first, spatial-temporal, and problem-based learning into the classroom.

InsightMath Texas builds deep understanding from the start through visual and manipulative-based activities—helping all students become confident math thinkers. Computation strategies, written language, and procedural fluency are developed on top of this strong foundation.

With digital and optional print formats, **InsightMath Texas** supports flexible teaching, equipping teachers to prioritize student thinking.

Instruction Designed Around How Students Learn Best

At the center of **InsightMath Texas** is the MIND Education Problem-Solving Process—a flexible, neuroscience-based routine, that supports open-ended questioning and deep exploration. Teachers guide students to reflect, reason, and connect their thinking with peers—promoting meaningful understanding and growing confident math thinkers.



An Asset-Based Approach

InsightMath Texas focuses on harnessing students' strengths. By starting with what students know, and giving them a chance to bring themselves and their thinking into the lessons, you will use their ideas as a launchpad for growth.

Every child has mathematical insight—**InsightMath Texas** helps you uncover and nurture it.




Unit 0 Starts the Year

Unit 0 is a weeklong introduction at the start of each grade level to establish classroom listening, speaking, collaborating and thinking routines to be used throughout the year.

Students are also introduced to a cast of characters who encourage students to bring their experiences into the classroom as they see themselves in the math.

Investigations Build Mathematical Thinkers from the Beginning

In **InsightMath Texas** classrooms, students don't just follow steps—they think like mathematicians. Every unit opens with an Investigation where students explore new ideas before the content is formally introduced. Students see patterns, explain ideas, and gain confidence and flexibility as mathematical thinkers.



Reaching All Learners

InsightMath Texas is built on **Universal Design for Learning (UDL)** principles to ensure all students can access meaningful, engaging math. Units follow **research-based learning progressions** and are rooted in relevant contexts that connect to what students already know, supporting deeper understanding.

Students have choices in tools, models, and strategies, **building confidence and ownership**. Lessons develop conceptual understanding before introducing symbols. Vocabulary is introduced intentionally—students first describe ideas in their own words, then learn the formal math terms.

Problem solving is taught through a structured path focused on **real-world meaning**, not just word problem practice. Visual models support understanding and allow students to move between **concrete, representational, and abstract forms**, strengthening both content and language skills.

Hi, I'm Isaiah. I love to act in school plays. We are decorating the stage for our next play.

I measured. The platform is 13 feet long now. We need to add 28 feet of wood. How can we finish the platform?






We are using ribbons to decorate the stage too. We used 24 inches of blue ribbon and 39 inches of green ribbon. How many inches of ribbon did we use?

Write an equation with a box for the unknown. Model and solve!

From **Grade 2 Unit 3** (Exploring Addition and Subtraction within 100) **Lesson 4** (Composing 10 to Solve Addition Word Problems).

The program highlights **connections across big ideas** and includes built-in complexity so all students can access core learning, with optional extensions for deeper exploration. Tools like the **Collaborative Language Tool** encourage discussion and teamwork, helping students learn from one another.

Collaborative Language Tool Cards (1 of 2)

● Share	● Connect	
 <p>I solved by _____.</p> <p>I tried by _____.</p>	 <p>You said _____. Now I know _____.</p> <p>Your idea helped me understand _____.</p>	
● Ask	● Agree and Disagree	
 <p>Can you explain _____?</p> <p>What does _____ mean?</p>	 <p>I agree with _____.</p> <p>I agree because _____.</p>	 <p>I disagree with ____.</p> <p>I disagree because _____.</p>

Students are supported in showing what they know in multiple ways. **Academic language scaffolds** help with math vocabulary and text structure. Most importantly, the program is designed with access and opportunity in mind, helping teachers recognize and apply UDL strategies in every lesson.

Differentiation in InsightMath Texas

InsightMath Texas is designed with built-in supports to ensure that all students can access rigorous, grade-level math content. These supports help meet the diverse needs of learners—whether a student needs a little extra help to stay engaged or is ready to be challenged with deeper thinking.

The program offers four types of differentiation that can be used flexibly with any student who needs support. These tools are designed to promote meaningful participation and understanding for every learner, right where they are.

Differentiation

Use the suggestions in this section as part of daily instructional practice to tailor the learning experience for all students—not only students with disabilities—by removing barriers and extending opportunities for learning.

Supporting Access

Task Initiation (Exec. Func.)	Before beginning the task, ask students to identify what they know and what they need to determine.
Impulse Control (Exec. Func.)	See RC1

Supporting Language

Receptive/Interpretive Language	Provide visual cues or examples for lesson vocabulary as well as for this additional mathematical term: <ul style="list-style-type: none">equation
Expressive/Productive Language	If students refer to operations using casual language when reading an expression or equation (e.g., “seven and two” or “seven and two makes nine”), rephrase their statement with mathematical terms (e.g., “seven plus two” or “seven plus two equals nine”). Provide these sentence frames: <ul style="list-style-type: none">The equation is __ [plus / minus] __ equals __.I would use [addition / subtraction] to find the missing number because _____.A known addition fact can help me subtract because _____.

Supporting Content

Meaning of Operations	To help students see the relationship between subtraction and addition, provide six sticky notes with these words and symbols: part, part, total, +, -, and =. Ask students to show a word equation for addition. Then, rearrange the sticky notes to show subtraction (i.e., “+ =” becomes “- =”).
------------------------------	---

Extension

Challenge students to represent their thinking with a number bond to identify the unknown information, and then challenge students to describe how the unknown information can be found using both subtraction and addition.

Meeting the Needs of Special Populations

Many students belong to one or more special populations, and their needs are unique and varied. All students—whether identified as part of a special population or not—will need support at times and enrichment at others. **InsightMath Texas** is designed with flexibility in mind, using Universal Design for Learning (UDL) and differentiation to help every student engage and grow in math.

Emergent Bilingual Learners

All students build language skills, but Emergent Bilingual Learners may need extra support. UDL and language differentiation are key tools, offering scaffolded sentence frames that vary in support so students can choose what fits their readiness. Language objectives guide instruction, and lesson-specific supports help students understand and express math ideas.

Students Receiving Special Education Services

InsightMath Texas provides multiple access points and built-in depth to support varied learning needs. Differentiation tools address content, language, and participation challenges so students can engage in grade-level math with meaningful support.

Gifted and Talented (GT) Students

Students ready for more advanced work benefit from layered complexity and built-in extensions. These provide deeper challenges and opportunities to apply thinking in new ways.

Students with Unfinished Learning

Some students have learning gaps for various reasons. Low-floor, high-ceiling activities allow access to grade-level content while targeted supports address unfinished learning. Formative assessments include guidance to help teachers support students struggling with specific concepts.

Building Mathematical Progressions Within and Across Grade Levels

Visual-First Learning That Makes Math Click

InsightMath Texas is built around a patented visual-first approach that helps students see and understand math. Interactive visuals activate students' spatial-temporal reasoning, building deep understanding even before introducing formal language or procedures.

These scaffolded models support problem-solving, strategy sharing, and big-picture thinking—making math feel coherent and connected across and within grade levels.

To deepen learning, lessons use multiple representations—visuals, numbers, words, and symbols—helping students form a rich network of ideas they can apply to new problems.

With **InsightMath Texas**, students go beyond memorization. They develop a connected understanding of math concepts, apply their learning flexibly, and build lasting confidence.



Subtraction
Grade 2

Addition
Grade 1

Counting
Kindergarten

Visual models and content increase in complexity across grade levels

Multiple models for every concept within a grade build depth of understanding

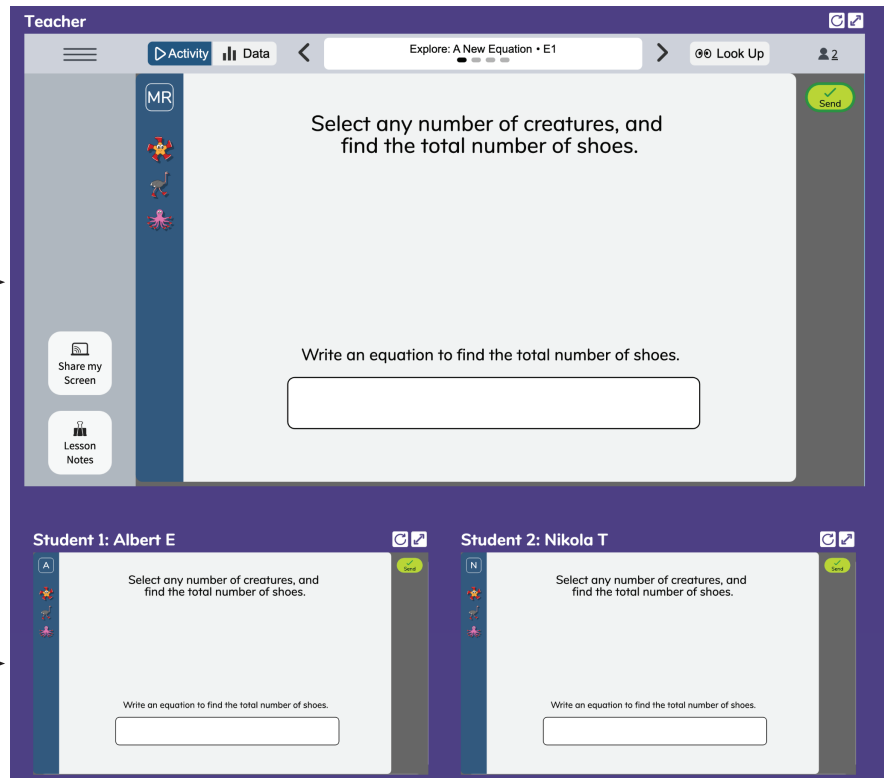
Insight into Student Thinking with Digital Planning Guide

InsightMath Texas lessons contain whole class activities that equip elementary educators with tools to teach math with confidence and clarity. The program blends technology, high quality mathematical content and practical support to make every teaching moment count.

1 Launch the interactive activity from the Digital Planning Guide.

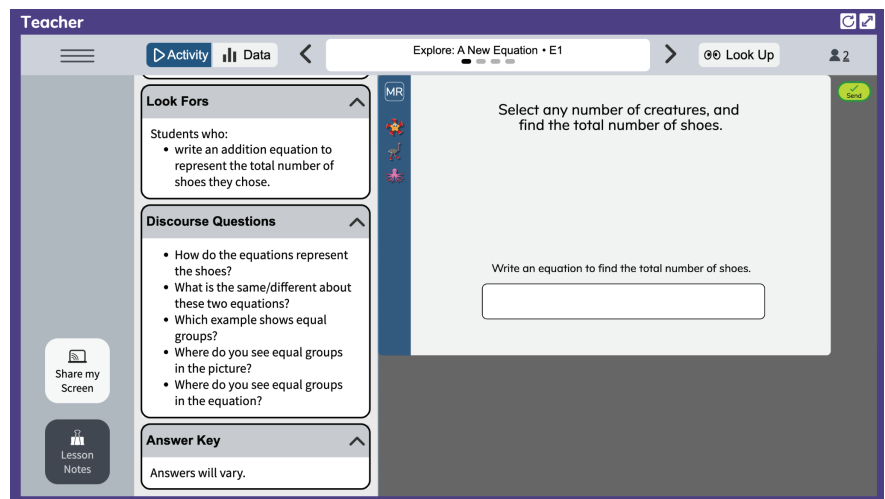
Teacher console →

Student screens →



2 Teachers access detailed notes including insights, “look fors,” and discourse prompts.

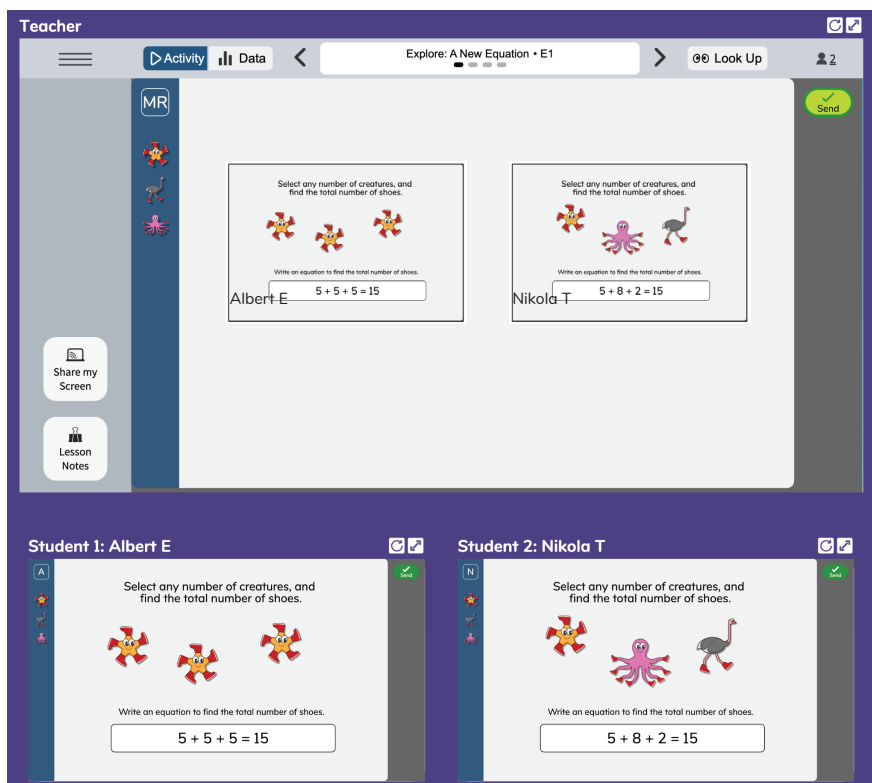
Support is available for every stage at point of use—unit, cluster, and lesson. These tools help create a classroom where students are seen, heard, and eager to engage with math.



3 Students submit responses, visible to teachers in real time.

The built-in data dashboard shows real-time student progress, making it easy to adjust instruction and keep every learner moving forward.

Teachers can project student work, and compare and contrast up to four different solution paths for whole-class discussion.



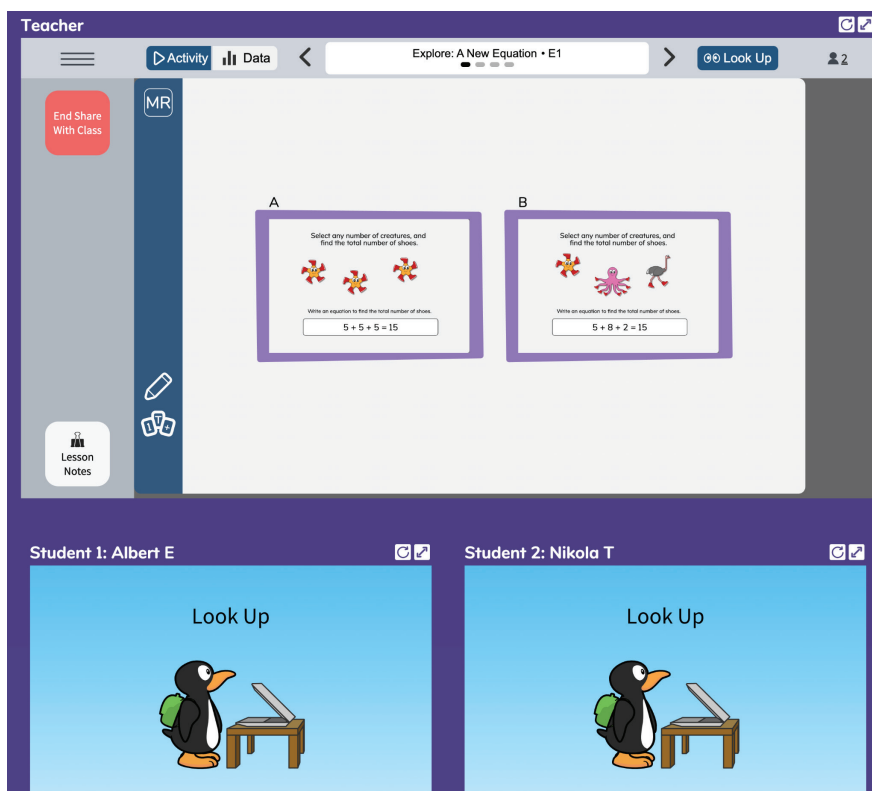
4 Teachers guide class discussion using selected student responses or Argumenteers.

In-Lesson Argumenteers

Argumenteers are sample student responses that can be used to spark discussion, inspire curiosity, showcase varied problem-solving approaches and highlight common misconceptions.

Look Up

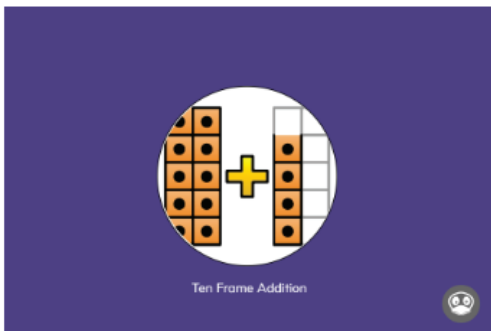
The “look up” button allows teachers to instantly direct student attention to the main screen—ideal for focusing during key moments.



Puzzle-Based Learning and Practice

Personalized Learning Through **Game-Based Puzzles**

In **InsightMath Texas**, personalized instruction is powered by **game-based puzzles** built on patented Spatial-Temporal (ST) models. These puzzles present non-routine problems that promote deep thinking and offer visual, immediate feedback—supporting reflection, productive struggle and helping students revise their thinking in real time.



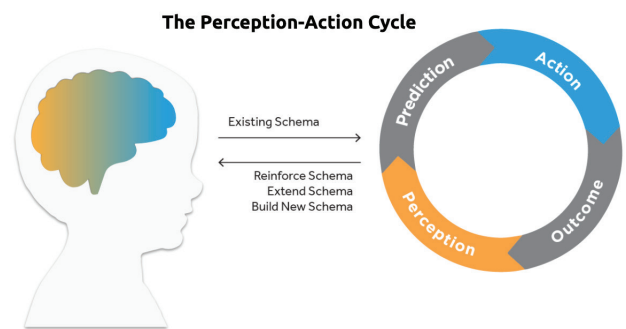
Ten Frame Addition

Students engage with puzzles independently during lessons or practice, applying learning in new contexts and extending their thinking. Because puzzles use visual models, they offer **language-free access**—making them especially effective for diverse learners before mathematical vocabulary is introduced.

Integrated into lessons, the visual interactive puzzles help students build **conceptual understanding** and **perseverance**. Teachers also gain real-time performance data, offering insight into student thinking and guiding targeted support.

Immediate Formative Feedback for Students


The game-based puzzles provide instant, visual feedback, engaging students' **Perception-Action Cycle**, the brain's natural mechanism active when learning-by-doing.



Assessments and Formative Feedback

Assessment That Supports and Celebrates Learning

InsightMath Texas features a comprehensive, embedded assessment system that informs instruction and celebrates growth, making ongoing assessments a seamless part of teaching and learning. Tools include **diagnostic**, **formative**, and **summative** assessments, all aligned to grade-level standards.

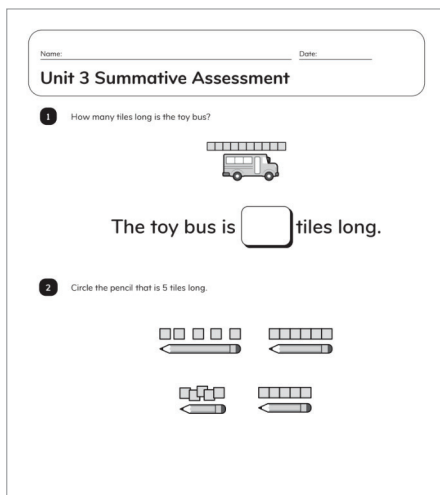


Item Map and Supports

Item Number	Texas Standard	Supporting Students with Emerging Skills
1	1.5.A	Rote Counting <ul style="list-style-type: none">Rote count with students while dragging a finger along the number path in order to memorize the sounds of number words and match them to numerals.Show numerals out of order and have students think, then say the name of the number on a silent signal.Ongoing Differentiation: Provide number paths for students to use while calculating throughout the unit.
2	Prepares students for 1.2.A	Counting and Subitizing Objects <ul style="list-style-type: none">Provide students with bags that contain up to 20 items (e.g., 13 bears or 9 erasers).Students count the items with a partner, then repeat with a new bag.Show a number of fingers on one or both hands.Have students think, then say the number on a silent signal and explain how they knew.Emphasize groups of 5 and some more.

Diagnostic Assessments at the start of each unit quickly check key prerequisite skills to see what students already know and what they may need help with.

The **Assessment Guide** connects each question to helpful routines and activities teachers can use to build those skills as students begin the new unit.



Summative Assessments at the end of each unit check for mastery through both skill and problem-solving tasks. In grades K–2, they are read aloud and look like regular class activities. Kindergarten uses one-on-one interviews with manipulatives and pictures, gradually adding more writing as students grow.

Formative Assessment in Action

InsightMath Texas includes built-in formative assessment opportunities in every lesson. Each activity features “Look Fors” to help teachers spot how students are thinking and support their learning. Teachers can check student work in real time or review it later to give feedback and plan next steps.

- Lesson 1 Activity E3 - (Different Pies)
- Lesson 2 Activity E6 - (Pies for Sale)
- Lesson 3 Activity RC1 - (Complete the Equation)
- Lesson 4 Activity E4 - (Using Doubles)

How-To-Guide: Formative Assessment Recording Log

Use this recording log while students are working.

- Listen to student discussion and pay attention to student reasoning. Ask questions as needed.
- Record evidence of mastery of the Cluster Outcome (CO), and circle the appropriate indicator.
- Pay attention to students' strengths and barriers to success.
- Determine if support is needed. Make notes about specific barriers and the type of support provided or needed in the future.
Act = Activity; Lang = Language; Con = Concept; Ext = Extension.
- It is not necessary to record something for every student in your class every time, take notes that are useful to you.

Student Name		CO Met?	Notes about Student Strengths and Barriers to Success	Support Provided (P) / Needed (N)			
Jiji	<input checked="" type="radio"/> Yes	<input type="radio"/> Not Yet	Difficulty with pen tool. Provided hands on manipulatives to show thinking.	<input checked="" type="radio"/> Act	<input type="radio"/> Lang	<input type="radio"/> Con	<input type="radio"/> Ext
Vivi	<input checked="" type="radio"/> Yes	<input type="radio"/> Not Yet	Had a breakthrough understanding comparison word problems.	<input type="radio"/> Act	<input type="radio"/> Lang	<input type="radio"/> Con	<input type="radio"/> Ext
Leilah	<input type="radio"/> Yes	<input checked="" type="radio"/> Not Yet	Not confident modeling on the number line. Small-group support needed?	<input type="radio"/> Act	<input type="radio"/> Lang	<input checked="" type="radio"/> Con	<input type="radio"/> Ext
Paco	<input type="radio"/> Yes	<input type="radio"/> Not Yet	Slower to speak in groups. Using peers to understand activity, but seems to be grasping for content-specific language when explaining thinking.	<input type="radio"/> Act	<input checked="" type="radio"/> Lang	<input type="radio"/> Con	<input type="radio"/> Ext
Miles	<input checked="" type="radio"/> Yes	<input type="radio"/> Not Yet	Worked through activity very quickly. Challenged to think about if his method always works.	<input type="radio"/> Act	<input type="radio"/> Lang	<input type="radio"/> Con	<input checked="" type="radio"/> Ext
Isaiah	<input type="radio"/> Yes	<input type="radio"/> Not Yet	Asking great questions!	<input type="radio"/> Act	<input type="radio"/> Lang	<input type="radio"/> Con	<input type="radio"/> Ext

Remember: Every time a student does or says anything is an opportunity for formative assessment!

TIP: You are unlikely to hear evidence of mastery one way or the other for every student during every activity. In subsequent opportunities, adjust your time and attention such that you check in with students for whom you do not yet have enough evidence to make a determination, as well as those students who have not yet met the CO.


The **Supporting Students After This Unit** resource offers follow-up activities and routines to help students strengthen and maintain their skills.


Student Metacognition and Self-Assessment

Students use the **Thinking Path** to reflect on conceptual understandings and skills that they've gained across each unit.

Our Unit 5 Thinking Path A Date: _____

- Does order matter when you subtract? Why or why not?
- How can memorizing addition and subtraction facts help you as a math student?
- How many addends can be in an addition equation? Why?






Our Unit 5 Thinking Path A © MIND Education

Our **Unit Goal** supports the class in noticing their growing strengths in thinking like mathematicians.

Our Unit 2 Goal Date: _____

- We start by observing what is happening in the problem.
- We explain our thinking.


What will you do each day to achieve your goal?



Each day, I will _____



InsightMath
Texas



InsightMath
Texas



© 2025 MIND Education®. All Rights Reserved.